

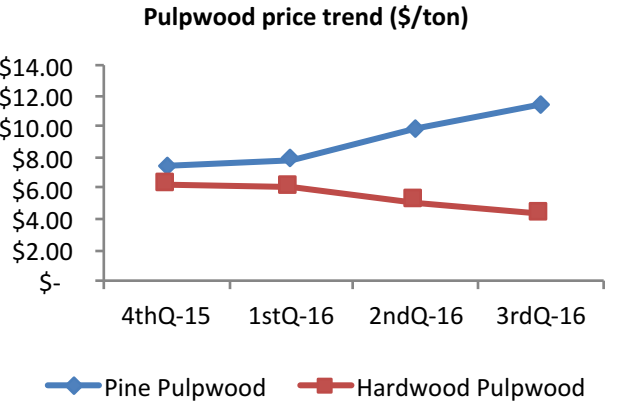
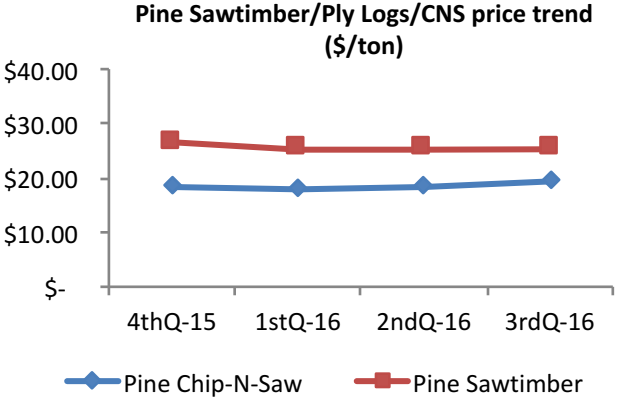
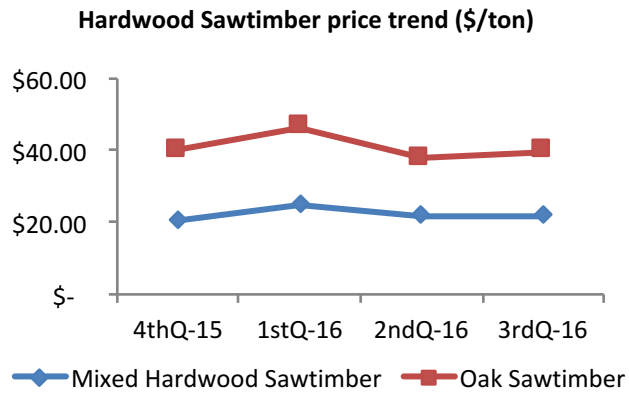
North Carolina Standing Timber Price Report

This price report provides state-wide average prices for standing timber (stumpage) for pine, oak, and mixed hardwood sawtimber, pine chip-n-saw, and pine and hardwood pulpwood. This information is made possible through an agreement with Timber Mart-South (www.timbermart-south.com). Timber prices may vary greatly depending on many factors to include: location, species, products, access and distance to mill. These values may not reflect the stumpage values for a particular stand of trees or with in a specific region of the state. It is recommended that you seek professional assistance in accessing the value of your standing timber. For more information on selling timber visit <https://forestry.ces.ncsu.edu/>.

Average stumpage prices*(\$/ton) 3rd Quarter 2016

| Product | Price | Previous quarter | Percent change |
|--------------------------|----------|------------------|----------------|
| Pine pulpwood | \$ 11.46 | \$ 9.90 | 15.8% |
| Pine chip-N-saw | \$ 19.37 | \$ 18.45 | 5.0% |
| Pine sawtimber | \$ 25.27 | \$ 25.34 | -0.3% |
| Hardwood pulpwood | \$ 4.35 | \$ 5.11 | -14.8% |
| Mixed hardwood sawtimber | \$ 21.87 | \$ 22.02 | -0.7% |
| Oak sawtimber | \$ 39.75 | \$ 37.98 | 4.7% |

Quarterly stumpage price trend



Conversion Factors

Pine
 Sawtimber (tons/1000 bd. Ft.) 7.5
 Chip-n-saw (tons/1000 bd. ft.) 7.5
 pulpwood/chip-n-saw (tons/st. cord) 2.68

Hardwood
 Sawtimber (tons/1000 bd. Ft.) 8.75
 pulpwood/chip-n-saw (tons/st. cord) 2.9

*Source: Timber Mart-South
www.timbermart-south.com

Visit Extension Forestry Online!
<http://forestry.ces.ncsu.edu/>