




Grass Clippings

- ★ Let grass clippings lay where they fall—they will enrich the soil.
- ★ Start a compost pile.
- ★ Americans throw out 28 million tons of grass clippings a year!



Disposable Diapers

- ★ Reduce by using washable cloth diapers—there are diaper services if you don't want to wash them yourself.
- ★ Americans use 18 billion diapers a year—enough to stretch from here to the moon 7 times.



Eggs Shells

- ★ Add them to the compost pile—they are an important source of calcium.
- ★ Grind and add to potting soil—adds important nutrients.
- ★ Crush and put outside in a dish for bird grit.



Meat Scraps

- ★ Reduce by becoming a vegetarian!
- ★ Have at least one meatless dinner a week.
- ★ Save fat for bird suet feeders
- ★ Simmer scraps and bones for soup stock.
- ★ Meat scraps should not be composted because they attract pests.




Vegetable Peels

- ★ Begin a compost pile.
- ★ Dry corn husks to make corn husk dolls.
- ★ Make soup stock with vegetable trimmings.




Chipboard Boxes

- ★ Reduce by using products that come in single layer packaging..
- ★ Cut up chipboard panels and make puzzles.
- ★ Cut and fold to make stylish gift boxes!
- ★ Recycle them in appropriate locations



Steel Cans

- ★ Reduce use—eat locally grown fresh food, & use vegetable trimmings and meat bones for soup stock.
- ★ Use tuna cans with both ends removed for a cookie cutter—can shape with pliers.
- ★ Recycle




Notebook Paper

- ★ Use both sides before recycling.
- ★ Use 8 1/2 X 11 paper from your junk mail for rough work.
- ★ Buy notebooks of recycled paper.
- ★ Every ton recycled saves 17 trees, 7000 gallons of water, and enough energy to heat a house with 5 rooms for 6 months.



Aluminum Cans

- ★ Recycle them! It takes 10% of the energy to recycle an aluminum can as it takes to produce a new one!
- ★ People have made house insulation from mortared walls of aluminum cans.




Construction Paper

- ★ Keep a box of scraps to use for future projects—you rarely use a whole sheet at a time!
- ★ Make mosaics out of tiny pieces or blend in blender to colored paper pulp for home paper making.
- ★ Construction paper is not recyclable.




Junk Mail

- ★ Ask to be removed from unwanted mailing lists—call the 1-800 number listed on the catalogs!
- ★ Use backsides of sheets as note pads around the house.
- ★ Use junk envelopes for sorting things around the house.
- ★ Recycle in mixed paper recycling



Household Chemical Bottles

- ★ Reduce use of toxic chemicals by using homemade cleaners made from baking soda, borax, lemon juice and mineral oil.
- ★ Reuse non-hazardous bottles such as window cleaner bottles for your homemade cleaners.
- ★ Recycle when available



Paper Plates and Napkins

- ★ Reduce use—try washable plastic plates for picnics.
- ★ Use washable cloth napkins
- ★ When absolutely necessary, use recycled paper plates and napkins.




Spray Cans

- ★ Reduce waste by using pump-propelled reusable bottles for starches and cleaners
- ★ Use non-spray paints and non-aerosol hairspray.




Toothpaste Tubes

- ★ Reduce waste by maximizing use—rolling up tube tightly.
- ★ Use toothpaste tube cap as a game marker.




Candy Wrappers

- ★ Reduce use—buy unwrapped candy from the bulk bin, pack in reusable containers.
- ★ Try making your own candy!
- ★ Use foil wrappers for craft projects.
- ★ Dispose of wrappers properly in a trash can.



Used Pizza Boxes


- ★ Reduce boxes by making your own pizza.
- ★ Reuse clean portions of cardboard for projects.
- ★ Recycle CLEAN parts of box.
- ★ Food contaminated cardboard can NOT be recycled.



Corrugated Cardboard


- ★ Reuse boxes for mailing or storage.
- ★ Reuse in a creative and crafty manner—make a LOT of boxes into an igloo!
- ★ Separate out for recycling.





Paper Grocery Bags

- ★ Use for sorting recyclables.
- ★ Use for craft paper and book covers.
- ★ Use canvas bags that are reusable.
- ★ Shred and compost.



Paper Towels

- ★ Cut up old T-shirts and other soft fabrics for rags when they wear out. They are reusable and do a great job!



Plastic Soda Bottle

- ★ Use a soda bottle with the lid cut off for a storage container.
- ★ Make a terrarium.
- ★ Recycle



Paper Milk Carton

- ★ Buy milk in glass jugs. These can often be returned to the store for sterilization and reuse.
- ★ Make a single use bird house.
- ★ Donate to scouts, schools and childrens centers to be used for craft projects.



Glass Bottles

- ★ Wash and return to store for refills when appropriate.
- ★ Save and reuse.
- ★ Easier to recycle than plastic.
- ★ Glass can be recycled over and over.



Empty Paint Cans

- ★ Allow open latex paint can to completely dry and then remove "skin". Place in trash.
- ★ Save leftovers for future projects or create a paint exchange
- ★ Take unwanted oil paint cans to a Hazardous Waste Collection



Banana Peels

- ★ Begin a compost pile
- ★ Begin a vermicomposting bin (worm composting)—banana peels are one of worms' favorite foods!



Citrus Peels

- ★ Not good for the compost bin!
- ★ Make candied citrus peel
- ★ Make an "orange box"—cut orange around equator and remove fruit. Turn the halves of peel inside-out and dry. Use one as the lid and one as the box.
- ★ Dry well and add to potpourri.



Too Small T-shirt

- ★ Give shirt to your younger sibling.
- ★ Have a yard sale
- ★ Take shirt to the Goodwill Store
- ★ Use it for reusable cleaning rag
- ★ Make a quilt square out of it—eventually you will have quilt with all your favorite designs!



Batteries

- ★ Use electricity when possible.
- ★ Find appliances that use less power.
- ★ Use rechargeable batteries
- ★ Take spent NiCad batteries to a battery specialty store for re-conditioning.
- ★ Take spent alkaline batteries to Household Hazardous Waste Collection site.



Old Tires

- ★ Make a tire swing!
- ★ Take to appropriate tire disposal facility—some tires are made in to artificial reefs to enhance sealife habitat.
- ★ Old tires can now be made into plastic pipe and new tires!




Styrofoam Cup

- ★ Use reusable travel mugs!
- ★ Wash and reuse again for coffee.
- ★ Wash and reuse for starting seeds
- ★ Wash and reuse in craft project—would make a great puppet head!



Newspaper

- ★ Watch the nightly news, listen to news on the radio, or read the newspaper online.
- ★ Share a newspaper with your neighbor or office.
- ★ Shred and compost.
- ★ Shred and use as pet cage lining.
- ★ Try out papier mâché!



Motor Oil Bottles

- ★ Reduce oil use—try walking, biking, or sharing rides.
- ★ Have your oil changed at stations that recycle it—oil can be recycled indefinitely.
- ★ We lose enough motor oil in the US to fill 120 supertankers a year!