

# North Carolina Standing Timber Price Report

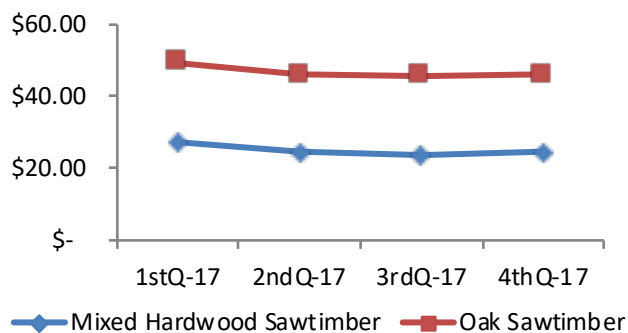
This price report provides state-wide average prices for standing timber (stumpage) for pine, oak, and mixed hardwood sawtimber, pine chip-n-saw, and pine and hardwood pulpwood. This information is made possible through an agreement with Timber Mart-South ([www.timbermart-south.com](http://www.timbermart-south.com)). Timber prices may vary greatly depending on many factors to include: location, species, products, access and distance to mill. These values may not reflect the stumpage values for a particular stand of trees or with in a specific region of the state. It is recommended that you seek professional assistance in accessing the value of your standing timber. For more information on selling timber visit <https://forestry.ces.ncsu.edu/>.

## Average stumpage prices\*(\$/ton) 4th Quarter 2017

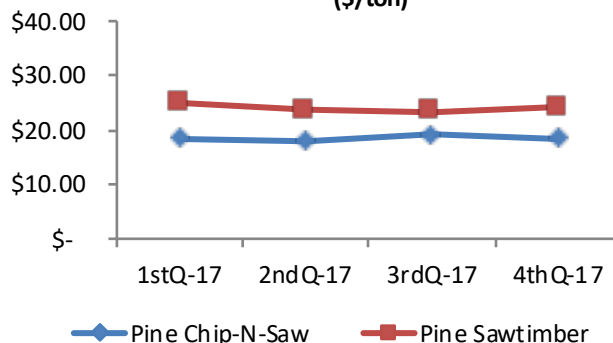
Product	Price	Previous quarter	Percent change
Pine pulpwood	\$ 10.77	\$ 11.08	-2.8%
Pine chip-N-saw	\$ 18.52	\$ 19.22	-3.7%
Pine sawtimber	\$ 23.99	\$ 23.25	3.2%
Hardwood pulpwood	\$ 3.97	\$ 3.98	-0.4%
Mixed hardwood sawtimber	\$ 24.54	\$ 23.72	3.5%
Oak sawtimber	\$ 46.13	\$ 45.70	0.9%

### Quarterly stumpage price trend

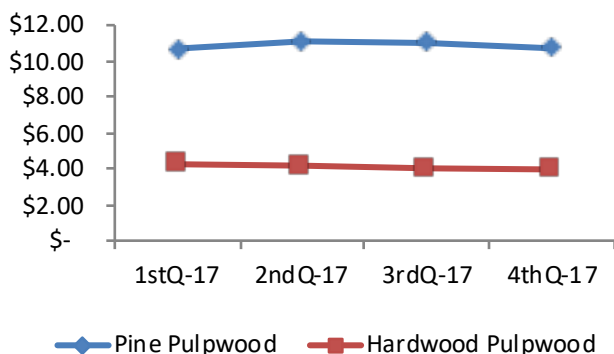
Hardwood Sawtimber price trend (\$/ton)



Pine Sawtimber/Ply Logs/CNS price trend (\$/ton)



Pulpwood price trend (\$/ton)



### Conversion Factors

#### Pine

Sawtimber (tons/1000 bd. Ft.) 7.5  
 Chip-n-saw (tons/1000 bd. ft.) 7.5  
 pulpwood/chip-n-saw (tons/st. cord) 2.68

#### Hardwood

Sawtimber (tons/1000 bd. Ft.) 8.75  
 pulpwood/chip-n-saw (tons/st. cord) 2.9