

North Carolina Standing Timber Price Report

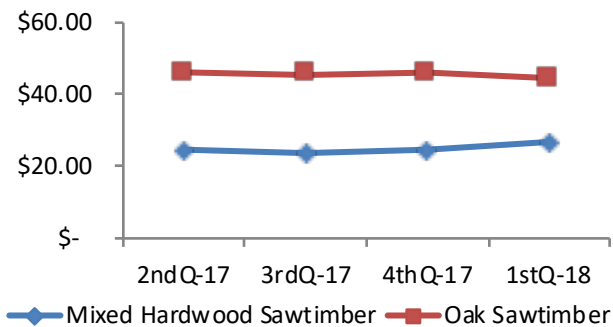
This price report provides state-wide average prices for standing timber (stumpage) for pine, oak, and mixed hardwood sawtimber, pine chip-n-saw, and pine and hardwood pulpwood. This information is made possible through an agreement with Timber Mart-South (www.timbermart-south.com). Timber prices may vary greatly depending on many factors to include: location, species, products, access and distance to mill. These values may not reflect the stumpage values for a particular stand of trees or with in a specific region of the state. It is recommended that you seek professional assistance in accessing the value of your standing timber. For more information on selling timber visit <https://forestry.ces.ncsu.edu/>.

Average stumpage prices*(\$/ton) 1st Quarter 2018

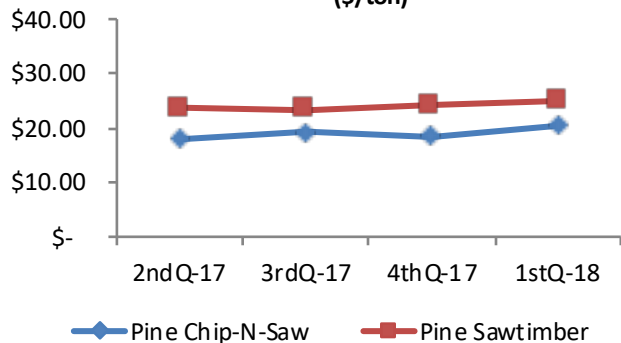
Product	Price	Previous quarter	Percent change
Pine pulpwood	\$ 11.46	\$ 10.77	6.4%
Pine chip-N-saw	\$ 20.41	\$ 18.52	10.2%
Pine sawtimber	\$ 24.96	\$ 23.99	4.0%
Hardwood pulpwood	\$ 3.90	\$ 3.97	-1.8%
Mixed hardwood sawtimber	\$ 26.83	\$ 24.54	9.3%
Oak sawtimber	\$ 44.58	\$ 46.13	-3.4%

Quarterly stumpage price trend

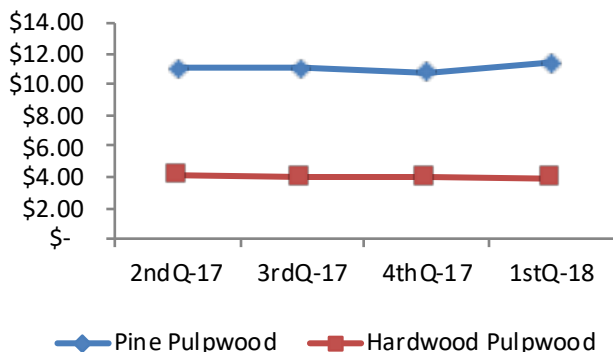
Hardwood Sawtimber price trend (\$/ton)



Pine Sawtimber/Ply Logs/CNS price trend (\$/ton)



Pulpwood price trend (\$/ton)



Conversion Factors

Pine

Sawtimber (tons/1000 bd. Ft.) 7.5
 Chip-n-saw (tons/1000 bd. ft.) 7.5
 pulpwood/chip-n-saw (tons/st. cord) 2.68

Hardwood

Sawtimber (tons/1000 bd. Ft.) 8.75
 pulpwood/chip-n-saw (tons/st. cord) 2.9