

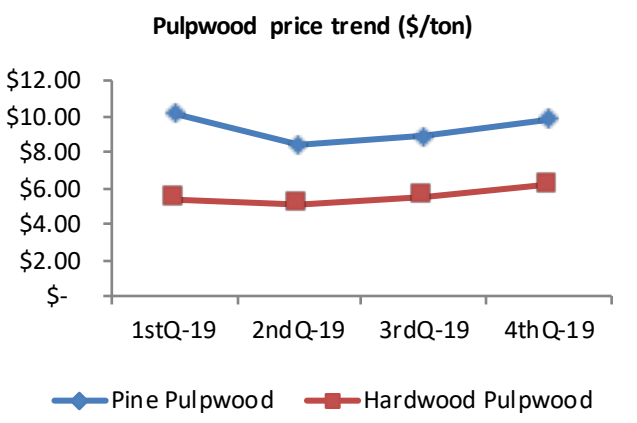
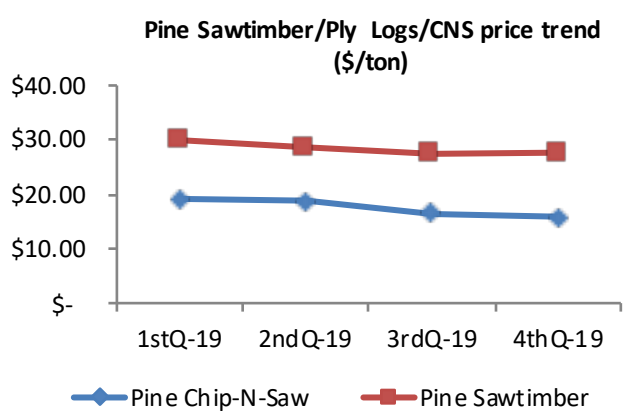
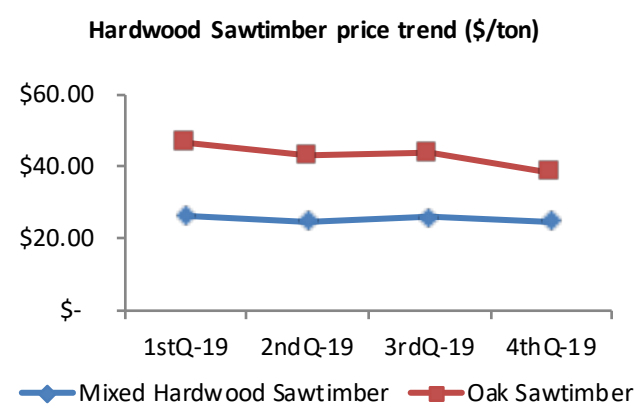
North Carolina Standing Timber Price Report

This price report provides state-wide average prices for standing timber (stumpage) for pine, oak, and mixed hardwood sawtimber, pine chip-n-saw, and pine and hardwood pulpwood. This information is made possible through an agreement with Timber Mart-South (www.timbermart-south.com). Timber prices may vary greatly depending on many factors to include: location, species, products, access and distance to mill. These values may not reflect the stumpage values for a particular stand of trees or with in a specific region of the state. It is recommended that you seek professional assistance in accessing the value of your standing timber. For more information on selling timber visit <https://forestry.ces.ncsu.edu/>.

Average stumpage prices*(\$/ton) 4th Quarter 2019

Product	Price	Previous quarter	Percent change
Pine pulpwood	\$ 9.84	\$ 8.92	10.3%
Pine chip-N-saw	\$ 15.89	\$ 16.50	-3.7%
Pine sawtimber	\$ 27.62	\$ 27.44	0.7%
Hardwood pulpwood	\$ 6.21	\$ 5.54	12.2%
Mixed hardwood sawtimber	\$ 24.88	\$ 26.13	-4.8%
Oak sawtimber	\$ 38.37	\$ 43.79	-12.4%

Quarterly stumpage price trend



Conversion Factors

Pine
 Sawtimber (tons/1000 bd. Ft.) 7.5
 Chip-n-saw (tons/1000 bd. ft.) 7.5
 pulpwood/chip-n-saw (tons/st. cord) 2.68

Hardwood
 Sawtimber (tons/1000 bd. Ft.) 8.75
 pulpwood/chip-n-saw (tons/st. cord) 2.9

*Source: Timber Mart-South
www.timbermart-south.com

Visit Extension Forestry Online!
<http://forestry.ces.ncsu.edu/>