

# North Carolina Standing Timber Price Report

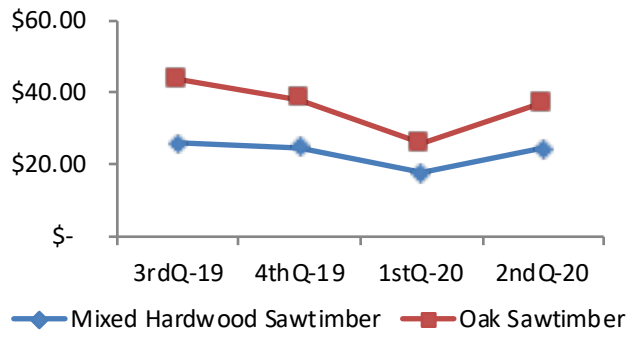
This price report provides state-wide average prices for standing timber (stumpage) for pine, oak, and mixed hardwood sawtimber, pine chip-n-saw, and pine and hardwood pulpwood. This information is made possible through an agreement with Timber Mart-South ([www.timbermart-south.com](http://www.timbermart-south.com)). Timber prices may vary greatly depending on many factors to include: location, species, products, access and distance to mill. These values may not reflect the stumpage values for a particular stand of trees or with in a specific region of the state. It is recommended that you seek professional assistance in accessing the value of your standing timber. For more information on selling timber visit <https://forestry.ces.ncsu.edu/>.

## Average stumpage prices\*(\$/ton) 2nd Quarter 2020

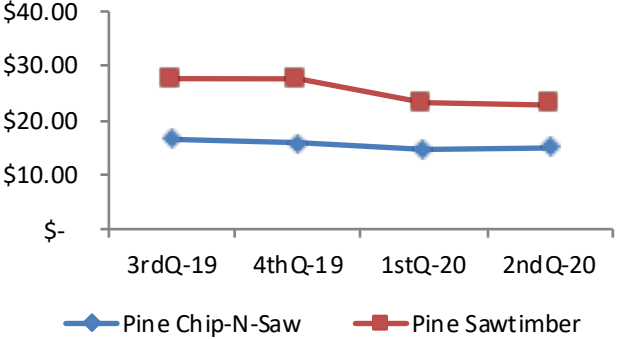
Product	Price	Previous quarter	Percent change
Pine pulpwood	\$ 9.10	\$ 7.44	22.2%
Pine chip-N-saw	\$ 15.01	\$ 14.65	2.5%
Pine sawtimber	\$ 22.80	\$ 23.12	-1.4%
Hardwood pulpwood	\$ 6.53	\$ 2.43	168.5%
Mixed hardwood sawtimber	\$ 24.49	\$ 17.88	37.0%
Oak sawtimber	\$ 37.14	\$ 25.99	42.9%

## Quarterly stumpage price trend

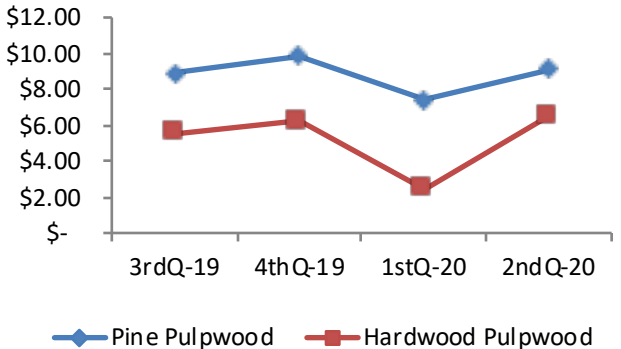
**Hardwood Sawtimber price trend (\$/ton)**



**Pine Sawtimber/CNS price trend (\$/ton)**



**Pulpwood price trend (\$/ton)**



**Conversion Factors**

**Pine**  
 Sawtimber (tons/1000 bd. Ft.) 7.5  
 Chip-n-saw (tons/1000 bd. ft.) 7.5  
 pulpwood/chip-n-saw (tons/st. cord) 2.68

**Hardwood**  
 Sawtimber (tons/1000 bd. Ft.) 8.75  
 pulpwood/chip-n-saw (tons/st. cord) 2.9

\*Source: Timber Mart-South  
[www.timbermart-south.com](http://www.timbermart-south.com)

Visit Extension Forestry Online!  
<http://forestry.ces.ncsu.edu/>