

North Carolina Standing Timber Price Report

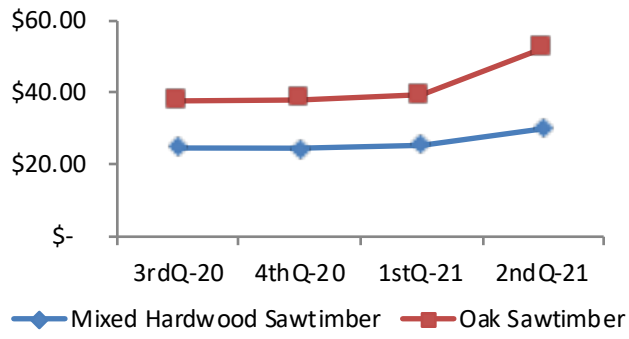
This price report provides state-wide average prices for standing timber (stumpage) for pine, oak, and mixed hardwood sawtimber, pine chip-n-saw, and pine and hardwood pulpwood. This information is made possible through an agreement with Timber Mart-South (www.timbermart-south.com). Timber prices may vary greatly depending on many factors to include: location, species, products, access and distance to mill. These values may not reflect the stumpage values for a particular stand of trees or with in a specific region of the state. It is recommended that you seek professional assistance in accessing the value of your standing timber. For more information on selling timber visit <https://forestry.ces.ncsu.edu/>.

Average stumpage prices*(\$/ton) 2nd Quarter 2021

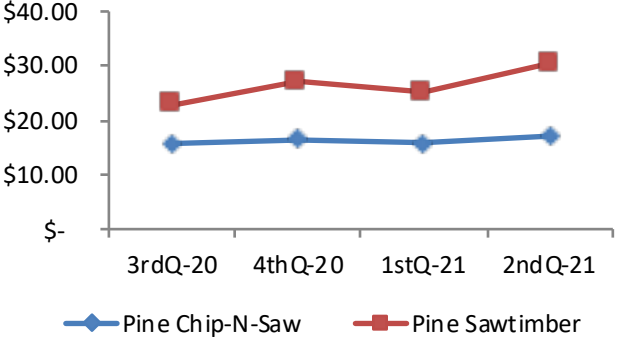
Product	Price	Previous quarter	Percent change
Pine pulpwood	\$ 9.42	\$ 11.42	-17.6%
Pine chip-N-saw	\$ 17.10	\$ 15.81	8.2%
Pine sawtimber	\$ 30.47	\$ 24.99	21.9%
Hardwood pulpwood	\$ 6.24	\$ 7.87	-20.7%
Mixed hardwood sawtimber	\$ 30.02	\$ 25.52	17.6%
Oak sawtimber	\$ 52.39	\$ 39.47	32.8%

Quarterly stumpage price trend

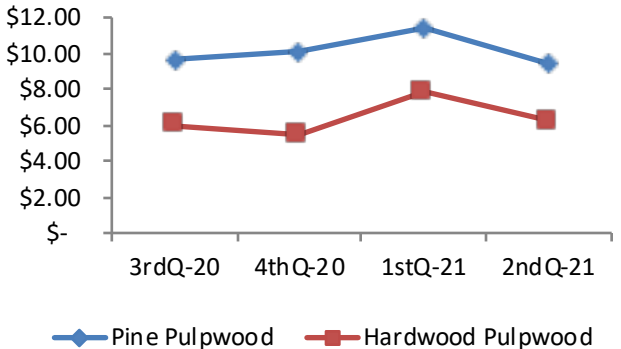
Hardwood Sawtimber price trend (\$/ton)



Pine Sawtimber/CNS price trend (\$/ton)



Pulpwood price trend (\$/ton)



Conversion Factors

Pine

- Sawtimber (tons/1000 bd. Ft.) 7.5
- Chip-n-saw (tons/1000 bd. ft.) 7.5
- pulpwood/chip-n-saw (tons/st. cord) 2.68

Hardwood

- Sawtimber (tons/1000 bd. Ft.) 8.75
- pulpwood/chip-n-saw (tons/st. cord) 2.9

*Source: Timber Mart-South
www.timbermart-south.com

Visit Extension Forestry Online!
<http://forestry.ces.ncsu.edu/>