

# North Carolina Standing Timber Price Report

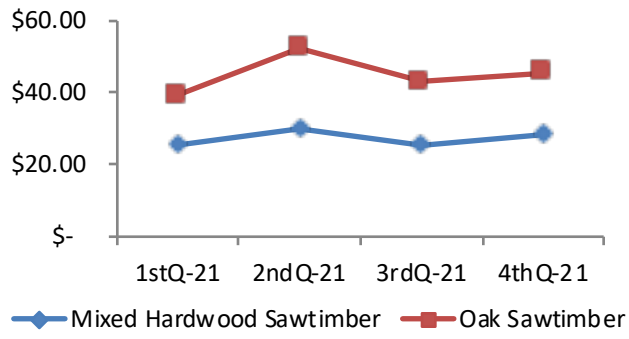
This price report provides state-wide average prices for standing timber (stumpage) for pine, oak, and mixed hardwood sawtimber, pine chip-n-saw, and pine and hardwood pulpwood. This information is made possible through an agreement with Timber Mart-South ([www.timbermart-south.com](http://www.timbermart-south.com)). Timber prices may vary greatly depending on many factors to include: location, species, products, access and distance to mill. These values may not reflect the stumpage values for a particular stand of trees or with in a specific region of the state. It is recommended that you seek professional assistance in accessing the value of your standing timber. For more information on selling timber visit <https://forestry.ces.ncsu.edu/>.

## Average stumpage prices\*(\$/ton) 4th Quarter 2021

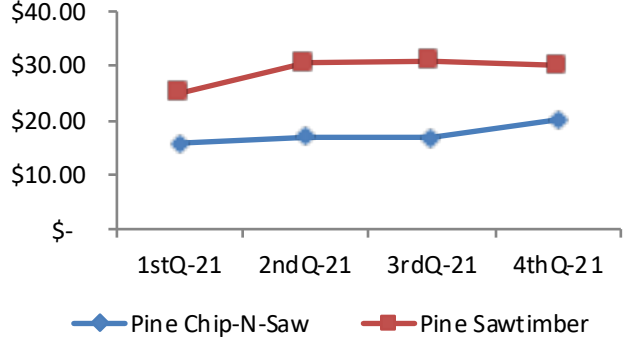
Product	Price	Previous quarter	Percent change
Pine pulpwood	\$ 10.76	\$ 9.99	7.8%
Pine chip-N-saw	\$ 20.11	\$ 16.71	20.3%
Pine sawtimber	\$ 29.92	\$ 30.85	-3.0%
Hardwood pulpwood	\$ 8.09	\$ 6.62	22.3%
Mixed hardwood sawtimber	\$ 28.67	\$ 25.76	11.3%
Oak sawtimber	\$ 45.60	\$ 42.94	6.2%

## Quarterly stumpage price trend

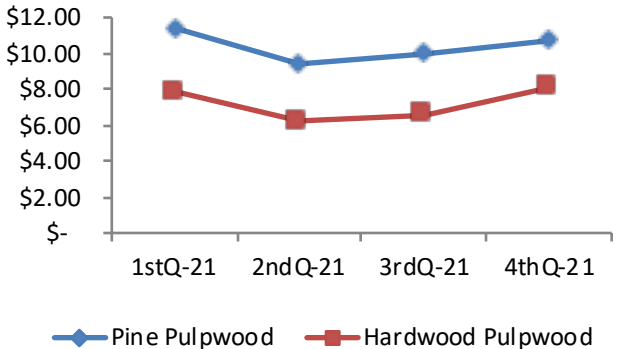
Hardwood Sawtimber price trend (\$/ton)



Pine Sawtimber/CNS price trend (\$/ton)



Pulpwood price trend (\$/ton)



### Conversion Factors

#### Pine

- Sawtimber (tons/1000 bd. Ft.) 7.5
- Chip-n-saw (tons/1000 bd. ft.) 7.5
- pulpwood/chip-n-saw (tons/st. cord) 2.68

#### Hardwood

- Sawtimber (tons/1000 bd. Ft.) 8.75
- pulpwood/chip-n-saw (tons/st. cord) 2.9

\*Source: Timber Mart-South  
[www.timbermart-south.com](http://www.timbermart-south.com)

Visit Extension Forestry Online!  
<http://forestry.ces.ncsu.edu/>