

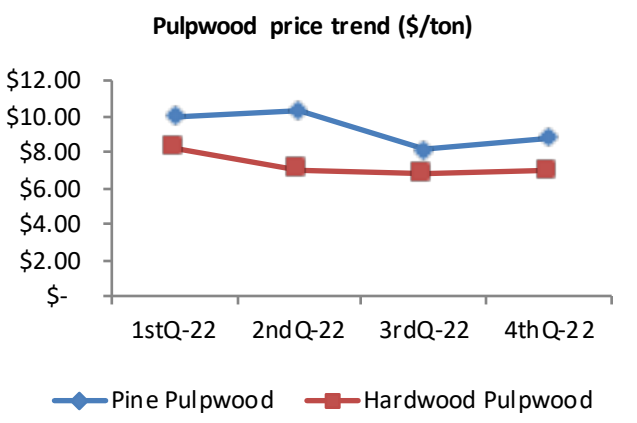
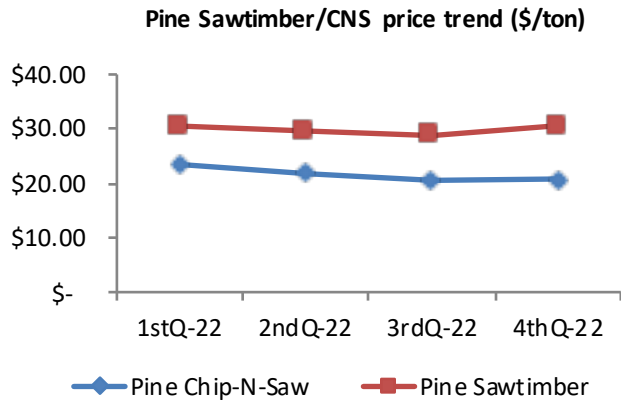
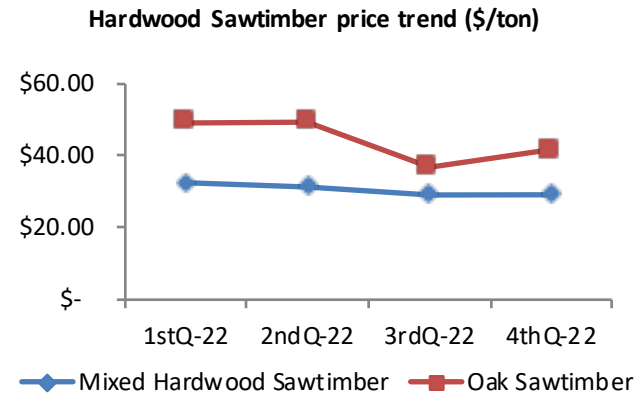
North Carolina Standing Timber Price Report

This price report provides state-wide average prices for standing timber (stumpage) for pine, oak, and mixed hardwood sawtimber, pine chip-n-saw, and pine and hardwood pulpwood. This information is made possible through an agreement with Timber Mart-South (www.timbermart-south.com). Timber prices may vary greatly depending on many factors to include: location, species, products, access and distance to mill. These values may not reflect the stumpage values for a particular stand of trees or with in a specific region of the state. It is recommended that you seek professional assistance in accessing the value of your standing timber. For more information on selling timber visit <https://forestry.ces.ncsu.edu/>.

Average stumpage prices*(\$/ton) 4th Quarter 2022

Product	Price	Previous quarter	Percent change
Pine pulpwood	\$ 8.79	\$ 8.18	7.4%
Pine chip-N-saw	\$ 20.56	\$ 20.54	0.1%
Pine sawtimber	\$ 30.48	\$ 28.77	5.9%
Hardwood pulpwood	\$ 6.94	\$ 6.82	1.8%
Mixed hardwood sawtimber	\$ 29.19	\$ 29.31	-0.4%
Oak sawtimber	\$ 41.52	\$ 36.87	12.6%

Quarterly stumpage price trend



Log Rule and Weight Equivalent

Pine
 Sawtimber (tons/1000 bd. ft. Scribner) 7.0
 Chip-n-saw (tons/1000 bd. ft. Scribner) 8.0
 pulpwood/chip-n-saw (tons/st. cord) 2.68

Hardwood
 Sawtimber (tons/1000 bd. ft. Doyle) 9.0
 pulpwood/chip-n-saw (tons/st. cord) 2.9

*Source: Timber Mart-South
www.timbermart-south.com

Visit Extension Forestry Online!
<http://forestry.ces.ncsu.edu/>