

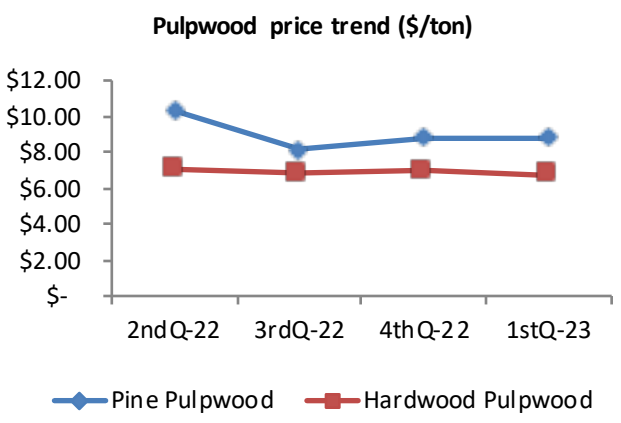
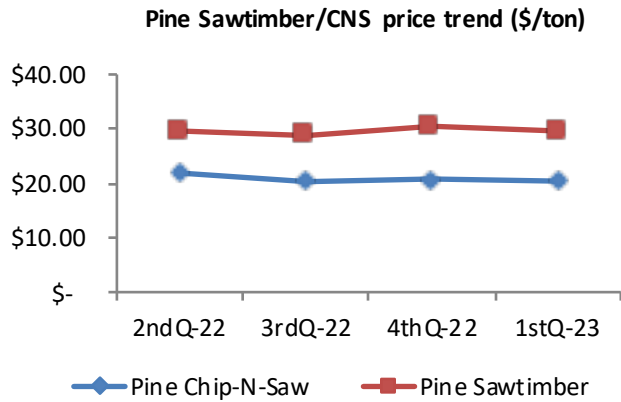
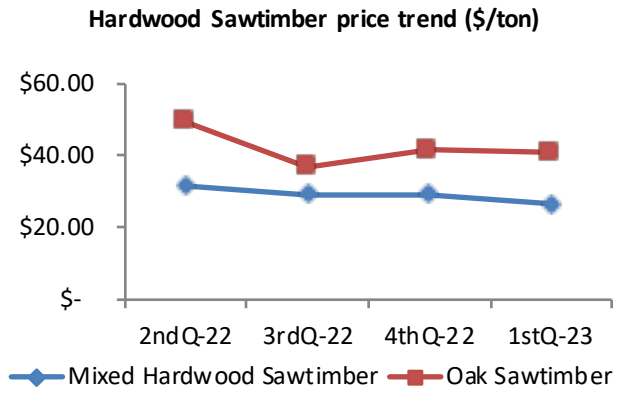
# North Carolina Standing Timber Price Report

This price report provides state-wide average prices for standing timber (stumpage) for pine, oak, and mixed hardwood sawtimber, pine chip-n-saw, and pine and hardwood pulpwood. This information is made possible through an agreement with Timber Mart-South ([www.timbermart-south.com](http://www.timbermart-south.com)). Timber prices may vary greatly depending on many factors to include: location, species, products, access and distance to mill. These values may not reflect the stumpage values for a particular stand of trees or with in a specific region of the state. It is recommended that you seek professional assistance in accessing the value of your standing timber. For more information on selling timber visit <https://forestry.ces.ncsu.edu/>.

## Average stumpage prices\*(\$/ton) 1st Quarter 2023

Product	Price	Previous quarter	Percent change
Pine pulpwood	\$ 8.81	\$ 8.79	0.3%
Pine chip-N-saw	\$ 20.40	\$ 20.56	-0.8%
Pine sawtimber	\$ 29.53	\$ 30.48	-3.1%
Hardwood pulpwood	\$ 6.71	\$ 6.94	-3.2%
Mixed hardwood sawtimber	\$ 26.69	\$ 29.19	-8.6%
Oak sawtimber	\$ 40.73	\$ 41.52	-1.9%

## Quarterly stumpage price trend



**Log Rule and Weight Equivalent**

**Pine**  
 Sawtimber (tons/1000 bd. ft. Scribner) 7.0  
 Chip-n-saw (tons/1000 bd. ft. Scribner) 8.0  
 pulpwood/chip-n-saw (tons/st. cord) 2.68

**Hardwood**  
 Sawtimber (tons/1000 bd. ft. Doyle) 9.0  
 pulpwood/chip-n-saw (tons/st. cord) 2.9

\*Source: Timber Mart-South  
[www.timbermart-south.com](http://www.timbermart-south.com)

Visit Extension Forestry Online!  
<http://forestry.ces.ncsu.edu/>